

Art Focus: Piet Mondrian	Year Group: 2	Summer Term
------------------------------------	-------------------------	--------------------

Key Artist: Piet Mondrian

- Piet Mondrian was born in the Netherlands on the 7th of March 1872.
- His Father and Uncle were both artists so he was introduced to art at a very early age.
- He became interested in **abstract art**, using bright colours, lines and shapes.
- He often painted using the **primary colours** with black lines and white spaces.
- Mondrian died on the 1st February 1944.



Key Vocabulary:

Primary colours – The **primary colours** are red, yellow and blue, with these colours you can mix new colours.

Printing – A **printing** or print is an impression made when you transfer what is on one surface onto another.



Abstract art – **Abstract art** is when the artist uses shapes, colours and lines to express how they are feeling.

Portrait – A **portrait** is a painting of a person.


Key Skills:

- Children learn to use charcoal, pencil, pens and pastels.
- Children become more confident in naming primary and secondary colours when mixing paints.
- Children learn to use a variety of techniques, including monoprint, block, relief and resist printing.
- Children learn to design patterns of increasing complexity and repetition.
- Children learn to print using a variety of materials, objects and techniques.
- Children learn to create textured collages from a variety of media.
- Children learn to suggest how artists have used colour, pattern and shape.

Key Artwork:



Trafalgar Square – 1939-1943 Self-Portrait – c1900



Broadway Boogie Woogie – 1942-1943

Key Skills Diagrams: Printing techniques

