

Knowledge Organiser

Computing

Year 7 Term 1 E-Safety




Enquiry Questions

Why is it important to be aware of E-Safety?

Big questions that will help you answer this enquiry question:

- Do you know the dangers of social media?
- Can you list the rules the school have for using the internet?
- Do you understand the risks of posting inappropriate content on the internet?
- What are some of the dangers with sharing personal information online?
- If you felt/fell uncomfortable about anything you saw, or if anybody asked you for your personal details on the internet, do you know where to go for help?
- Would you meet up with people you have met online?
- Would you befriend people you don't know?
- Why are privacy settings important?
- If anybody sent you a hurtful message on the internet or on your mobile phone, do you know who to tell?
- What is a phishing email?
- What do you do with an email from an unknown person?



Engage task

Lesson 1

Read through pages 9 and 10 of this knowledge organiser to give you an idea of what this topic work will involve.

Write down 5 key words with definition below—


1

2

3

4

5



Engage task

Lesson 2

Using page 9 and 10 write out the 5 definitions for the following terms.


Firewall—

Anti-spam—

Malware—

Hacking -

Phishing—



Engage task

Lesson 3

Using the space below, explain what a digital footprint is?

State 5 areas/items that can be found within your digital footprint?


1

2

3

4

5



Engage task

Lesson 4

Spelling test of 5 key words that your teacher will test you on.


1

2

3

4

5



Engage task

Lesson 5

What is phishing and can you state five ways that you can prevent a phishing attack on you?

What is phishing?


1

2

3

4

5



Engage task

Lesson 6

Today's lesson you will be creating a gameshow focussed upon being a safe communicator online. Using the space below write out five e-safety style questions. Use your knowledge organiser to help.


1

2

3

4

5



Keywords

Terminology you need to know!

Keywords:

The Good:

Firewall A system that prevents unauthorised access to a computer over a network, such as the internet. Firewalls can be either hardware or software businesses tend to use the former; home users the latter.


Netiquette A term referring to good behaviour while connected to the Internet. Netiquette mainly refers to behaviour while using Internet facilities such as individual Web sites, emails, newsgroups, message boards, chat rooms or Web communities. Teach your pupils 'netiquette'!

Password A word or series of letters, numbers and punctuation that only you know, which you use to log on to computers, networks or online services.

Filtering Software or hardware product designed to prevent access to inappropriate websites on the internet. It does this by denying or allowing access based on lists of pre-classified addresses, or by examining the web data for keywords or unwanted content.

Anti Spam Computer program that puts into action anti-spam/spim/spit techniques.

Anti Virus Software Application designed to protect PCs from malicious computer code (virus)



Keywords

Terminology you need to know!

Keywords:

The Bad:

Cyber Bullying When the Internet, mobile phones or other devices are used to send or post text or images intended to hurt or embarrass or harm another person.

Cyberstalking Using information and communication technology, particularly the Internet, to harass an individual, group of individuals or organisation.

Grooming The actions undertaken by a paedophile to befriend and establish an emotional connection with a child in order to lower the child's inhibitions in preparation for sexual abuse and/or rape. Paedophiles may initiate online conversations with potential victims to extract information about location, interests and sexual experiences.

Hacking Slang term used to describe illegal access of computer systems by unauthorised users.

Happy Slapping Taking and publishing pictures of assault online.

Identity Theft The practice of stealing personal details (e.g. name, birth date, credit card number) and using them illegally.

Malware Malicious software that is designed to infiltrate or damage a computer system without the owner's informed consent. It includes computer viruses, worms.


Phishing The criminally fraudulent process of attempting to acquire sensitive information such as usernames, passwords and credit card details by masquerading as a trustworthy entity in an electronic communication.

Spyware usually installs itself on the computer and monitors activity in order to send private information to third parties.

Trojan A computer program that takes control of the computer it is installed upon without the knowledge of the owner and is designed to access or damage sensitive data.

- **Virus** A computer program which distributes copies of itself without permission or knowledge of the user. Viruses often hide themselves inside other programs.

Worm A special type of virus that is self-replicating and can spread across many computers and harm networks, consume bandwidth and shut computers down. And the 'it really depends on how you use it'!!



Why is it important to be aware of E-Safety?

Digital Footprints

What are digital footprints?

Well, you may not realise it BUT **every time you go online you leave a trail!!** Have a look in the history section of your website browser and you can see the websites you have visited in the past.

In this unit we will learn how to have a SMART attitude to your digital footprints.

IP addresses


IP addresses are like telephone numbers for computers

Whenever you go online your computer is given a special number to identify it. This number is called an Internet Protocol address (IP address). Without this special number the computer can not receive any information from websites or other computers.

Sometimes when people behave badly online a website and/or the police may use an IP address to identify the computer that has sent the information.

Create your own footprints

When you first start using the internet it's likely that an adult will be helping and keeping an eye on you. It's a good idea to use your history button and your favourites folders to access the best areas on the net. If you use Instant Messenger think about saving your conversations. This means that if somebody upsets you when you are on Instant Messenger you have something to show an adult.



Why is it important to be aware of E-Safety?

Digital Footprints

Who's watching you?

These days we are encouraged to add lots of information about ourselves onto the internet...


Photos, art, poetry, videos, blogs, personal profiles ... there are lots of opportunities to be creative and develop good skills. Aside from the fun stuff, always remember that the internet is an open environment. Personal information is routinely collected and kept for years and years by companies wanting to sell you stuff and viewed by individuals looking for information about you.

Apparently lots of universities and employers now use the internet to check up on you!

So, keep safe and don't put too much information about yourself online and focus on doing positive things. It would be rubbish if you missed out on something because of bad content you posted online.

Top tips

- * Treat your password like your toothbrush don't share it with anyone and change it often.
- * Always remember to logoff when you have finished with an online service.
- * Use our **great sites** section to find the best areas of the net.
- * Use your own digital footprints to remember your favourite websites like the history button and your bookmarks.
- * Remember that most of the websites you visit will make a note of your visit and may also track the websites you visit before and after their website!
- * Let an adult know if anything you read or see makes you feel worried or upset.
- * Look at our film that tells you how to save a conversation on MSN.



Knowledge

Why is it important to be aware of E-Safety?

Online Bullying

Who's watching you?

Being bullied can make you feel upset, lonely, isolated or worried about telling someone what's happening. If you're being bullied online, by text message, on a social network or in a game it might feel like there is no escape. It can be scary too if you don't know who's being nasty or why.


Whatever has happened, online bullying can be stopped.

Speak out

If you are being bullied it's NEVER OK. It's not your fault and you have the right to get help to make it stop.

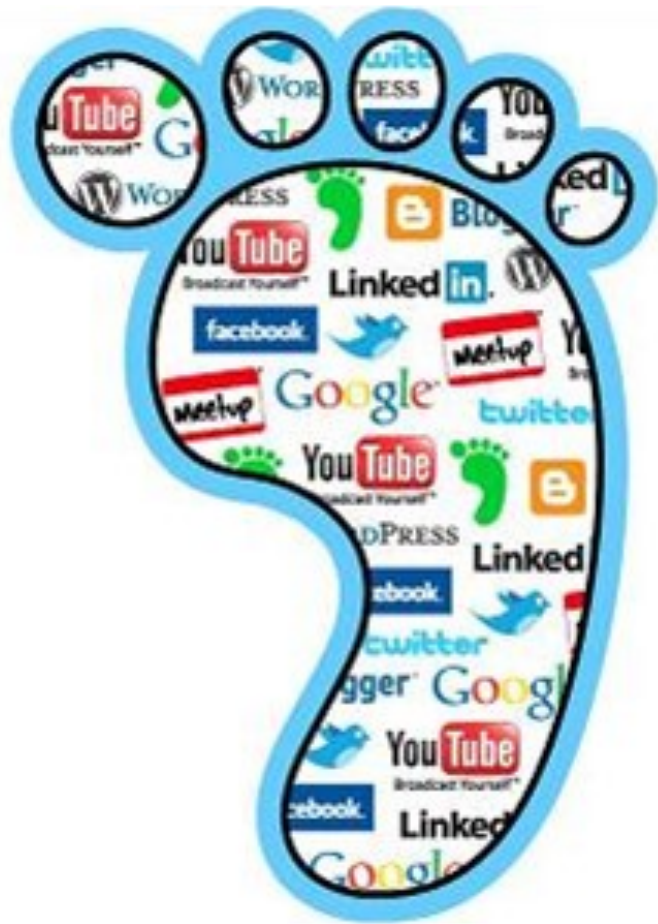
There are a lot of different ways to cope with bullying, an important first step is to tell someone what's happening.

You might not feel ready to talk to an adult, but do speak to a friend. Or, if you want to talk to someone who doesn't know you, you can talk to someone at Childline confidentially by calling 0800 1111.



Digital Footprint and online safety.

E-safety



S SAFE

Keep safe by being careful not to give out personal information when you're chatting or posting online. Personal information includes your email address, phone number and password.

m MEETING

Meeting someone you have only been in touch with online can be dangerous. Only do so with your parents' or carers' permission and even then only when they can be present. Remember online friends are still strangers even if you have been talking to them for a long time.

a ACCEPTING


Accepting emails, IM messages, or opening files, pictures or texts from people you don't know or trust can lead to problems – they may contain viruses or nasty messages!

r RELIABLE

Someone online might lie about who they are and information on the internet may not be true. Always check information with other websites, books or someone who knows. If you like chatting online it's best to only chat to your real world friends and family

t TELL

Tell your parent, carer or a trusted adult if someone or something makes you feel uncomfortable or worried, or if you or someone you know is being bullied online.



Homework

Why is it important to be aware of E-Safety?

Homework 1 due

Question! Imagine all your status updates that you ever put on social media, suddenly became public via a search engine like Google.

How would you feel?

Write a short account of your feelings on the next page of your knowledge organiser



Homework 2 due

When you go home tonight show your parents/carers the <http://www.thinkuknow.co.uk> website and ask them to look at the Parent/Carers section. Discuss Internet safety with your parents!

Write down some of the comments they made:

.....

.....

.....


.....

.....

.....

.....


.....



We will discuss the points made by your parents at the beginning of next weeks lesson.

Why is it important to be aware of E-Safety?

Homework 1 space

This image shows a full page of white paper with horizontal dashed lines, typical of primary-ruled notebook paper. The lines are evenly spaced and run across the width of the page. There are no margins, text, or other markings present.

Wider Reading List

Websites and books for further information.

Websites:

CyberBullying

https://www.thinkuknow.co.uk/11_13/Need-advice/Cyberbullying/

Digital Footprints

https://www.thinkuknow.co.uk/11_13/Need-advice/Digital-footprint/

Posting Pictures and Videos

https://www.thinkuknow.co.uk/11_13/Need-advice/Posting-pictures-and-videos/

Book:

Computer Viruses for Dummies by Peter Gregory

